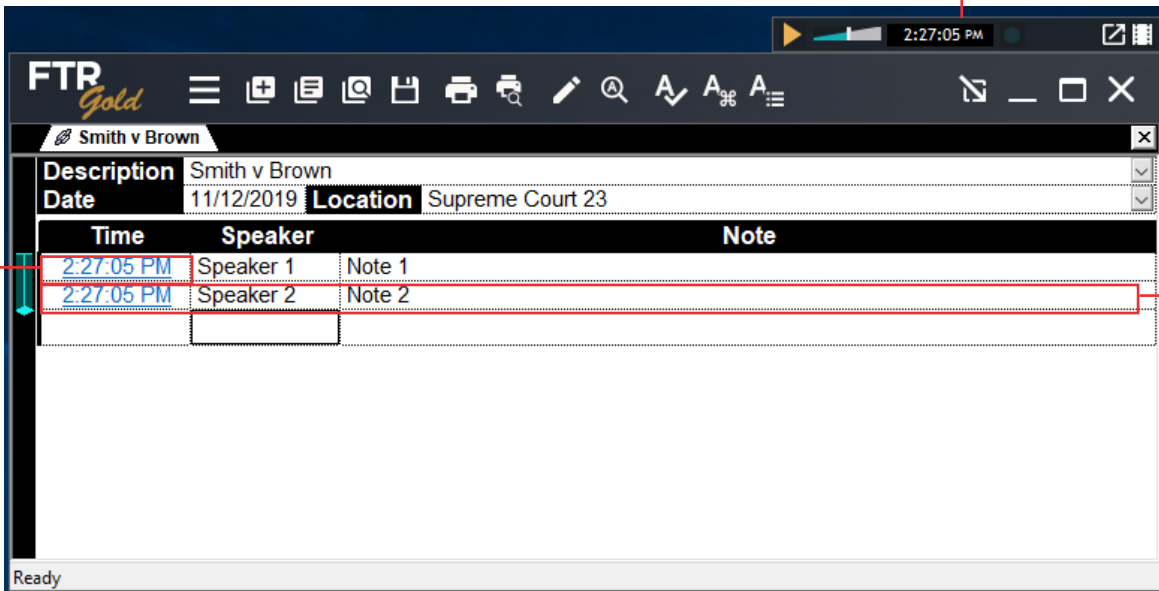
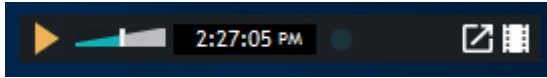


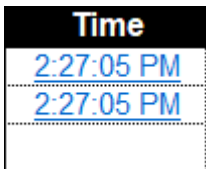
## Playback Controls

### Player - Compact View

Can be docked to the top of the Log Notes window.



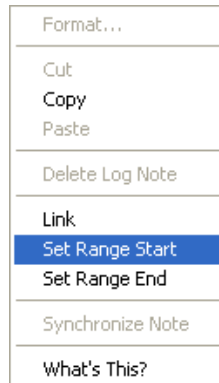
### Timestamps



Click a timestamp to open the recording in the Player.

The current play time in the Player is set to the clicked timestamp.

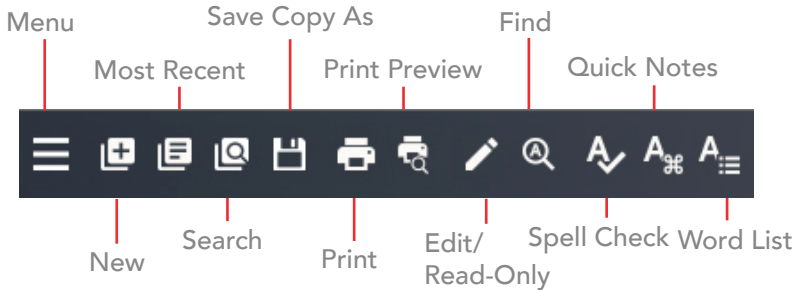
### Shortcut Menu



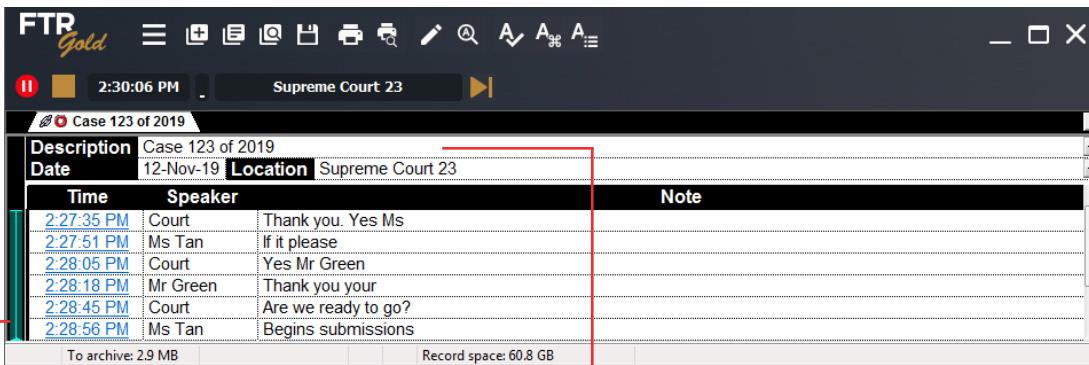
Right-click a log note to use the shortcut menu.

Set the range start and/or range end times in the Player.

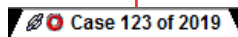
## Log Sheet Controls



Click to access the complete description



First line of the Description field. If empty, shows the Location Name.



### Range Bar

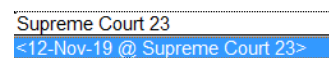
**Range Start Marker:** Represents the Audio Range start time as defined in FTR Player™.

**Current Log Note Marker:** Indicates the last log note relevant to the current play time. As the content continues to play the marker moves to show the corresponding log note.

**Range End Marker:** Represents the Audio Range end time as defined in FTR Player™.

### Location Name

You can choose a location from the list



The location name shown in < > indicates an association with the recording currently open in the player.